





GENERAL PRODUCT GUIDE


PRODUCT LINE SELECTION TABLE

EQUIPMENT	APPLICATION						INSTALLATION			FIRING		HEATING FUEL					
	SPACE HEATING	MAKE-UP AIR HEATING	HEATING/VENTILATING	DOOR HEATING	VENTILATING	COOLING	FLOOR MOUNTED	INDOOR SUSPENDED	ROFTOP	OVER DOORS	INDIRECT	DIRECT	NATURAL GAS	PROPANE GAS	ELECTRIC	STEAM	HOT WATER
AEROFLO HEATERS	•		•		•	•	•				•		•	•	•	•	•
COUNTERFLO HEATERS	•	•	•	•	•	•	•	•	•	•	•		•	•			
AIR HANDLING UNITS					•	•	•	•	•								
DIRECT GAS HEATING SYSTEMS	•	•	•	•	•	•	•	•	•		•		•	•			
ELECTRIC HEATING SYSTEMS	•	•	•	•		•	•	•	•						•		
STEAM & WATER HEATING SYSTEMS	•	•	•	•		•	•	•	•							•	•
INDIRECT GAS HEATING SYSTEMS	•	•	•	•	•		•	•	•	•			•	•			
COOLING /HEATING SYSTEMS	•	•	•			•	•	•	•		•	•	•	•	•	•	•
GAS DUCT FURNACES	•	•	•			•	•	•	•		•		•	•			
DIRECT EVAPORATIVE COOLING						•	•	•	•								

	EQUIPMENT	PRODUCT DESCRIPTION
	<p>Aeroflo Heaters</p> <p>AFX Series AFC Series</p> <p>High Air Flow, Low Temp. Rise Unit for Large Open Areas</p> <ul style="list-style-type: none"> Space Heating Heating/Ventilating Moisture Control 	<p>Fuels: Natural, Propane Gas; Steam, Electric, Hot Water</p> <p>Btu/Hr: 850,000-4,500,000 Output</p> <p>SCFM: 25,000-150,000</p> <p>Firing: Indirect</p> <p>Mounting: Floor</p> <p>Location: Indoor</p> <p>Bulletin: AFX-1</p> <p>Cooling: DX, CW Can Be Added</p> <p>Approvals: ETL Label Available</p>
	<p>Counterflo Heaters</p> <p>CF, RCF, CFDF Series</p> <p>Low Airflow, High Temp. Rise Unit for Area Heating</p> <ul style="list-style-type: none"> Space Heating Heating/Ventilating Make-Up Air Door Heating 	<p>Fuels: Natural, Manufactured Gas or Propane Gas</p> <p>Btu/Hr: 400,000-4,500,000 Output</p> <p>SCFM: 4,500-70,000</p> <p>Firing: Indirect</p> <p>Mounting: Floor or Suspended</p> <p>Locations: Indoor or Outdoor</p> <p>Bulletin: CF-1</p> <p>Cooling: DX, CW, EVAP can be added</p> <p>Approvals: ETL Label Available</p>

	EQUIPMENT	PRODUCT DESCRIPTION
	<p>Air Handling Units</p> <p>SB Series</p> <ul style="list-style-type: none"> • General Ventilation • Heating • Cooling 	<p>SCFM: 1,000-120,000</p> <p>Mounting: Floor or Suspended/ Vertical - Horizontal</p> <p>Locations: Indoor or Rooftop</p> <p>Bulletin: SB-1</p> <p>Heating: Steam or Hot Water</p> <p>Cooling: DX, CW, EVAP can be added</p> <p>Approvals: ETL Label Available</p>
	<p>Direct Gas Heating Systems</p> <p>SBD Model – 100% Fresh Air Application</p> <p>SBDR Model – Up to 80% Return Air Capacity</p> <p>SBDF Model – Duct Furnace</p> <ul style="list-style-type: none"> • Make-Up Air • Heating/Ventilating • Cooling • Door Heating • Heavy Industrial 	<p>Fuels: Natural or LP Gas</p> <p>Btu/Hr.: 94,000-16,904,000 Input</p> <p>SCFM: 2,000-120,000</p> <p>Firing: Direct</p> <p>Mounting: Vertical/ Horizontal</p> <p>Locations: Indoor or Outdoor</p> <p>Bulletin: SBDR/SBD-1</p> <p>Cooling: DX, CW, EVAP can be added</p> <p>Approvals: ETL Label Available (100% Outside Air Only)</p>
	<p>Direct Gas Heating Systems</p> <p>EBD Series Directflow – 100% Fresh Air Application</p> <ul style="list-style-type: none"> • Make-Up Air • Heating/Ventilating • Door Heating 	<p>Fuels: Natural or LP Gas</p> <p>Btu/Hr: 117,000-5,635,000 Input</p> <p>SCFM: 3,200-40,000</p> <p>Firing: Direct</p> <p>Mounting: Floor or Suspended, Horizontal</p> <p>Locations: Indoor or Outdoor</p> <p>Bulletins: EBD-1</p> <p>Approvals: N/A</p>
	<p>Direct Gas Heating Systems</p> <p>LU Series Directflow – 100% Fresh Air Application</p> <ul style="list-style-type: none"> • Make-Up Air • Heating/Ventilating • Door Heating 	<p>Fuels: Natural or LP Gas</p> <p>Btu/Hr: 117,000-2,113,000 Input</p> <p>SCFM: 2,000-20,000</p> <p>Firing: Direct</p> <p>Mounting: Floor or Suspended/ Vertical/Horizontal</p> <p>Locations: Indoor or Outdoor</p> <p>Bulletins: LU-1</p> <p>Approvals: ETL Label Available</p>
	<p>Electric Heating Systems</p> <p>SBE Series Electroflo</p> <ul style="list-style-type: none"> • Space Heating • Make-Up Air • Heating/Ventilating • Cooling • Door Heating 	<p>Fuel: Electric</p> <p>Btu/Hr: 17KW to 1483 KW</p> <p>SCFM: 2,000-75,000</p> <p>Firing: Electric</p> <p>Mounting: Floor, Suspended, Vertical/ Horizontal</p> <p>Locations: Indoor or Outdoor</p> <p>Bulletin: SBE-1</p> <p>Cooling: DX, CW can be added</p>

	EQUIPMENT	PRODUCT DESCRIPTION
	<p>Steam & Water Heating Systems</p> <p>SBS Series – Steam Heating SBW Series – Hot Water Heating</p> <ul style="list-style-type: none"> • Space Heating • Make-Up Air • Heating/Ventilating • Cooling • Door Heating 	<p>Fuels: Steam or Hot Water BTU/Hr: 78,000-7,428,500 SCFM: 1,000-92,000 Mounting: Floor, Suspended, Vertical/Horizontal Locations: Indoor or Outdoor Bulletin: SBSW-1 Cooling: DX, CW, EVAP can be added Approvals: ETL Label Available</p>
	<p>Indirect Gas Heating Systems</p> <p>HR Series – Rooftop (80% Eff.) IHR Series – Indoor Units (80% Eff.)</p> <ul style="list-style-type: none"> • Space Heating • Make-Up Air • Heating/Ventilating • C.S.A. Labeled Packages • Separated Combustion (ISHR Series) 	<p>Fuels: Natural or Propane Gas Btu/Hr: 128,000-1,280,000 Output SCFM: 1,975-29,630 Firing: Indirect Mounting: Floor or Suspended or Rooftop Locations: Indoor or Outdoor Bulletins: IRHS-1 Approvals: ETL Label Available</p>
	<p>Cooling/Heating Systems</p> <p>IHYR Series – Year-Round Heating/Cooling/Make-Up Air (80% Eff.) (Separated Combustion – Indoor Models) IHCH Series - Space Heating and Cooling (80% Eff.) (Separated Combustion Indoor Models) CU Series – Air Cooled Condensing Units (Optional upon request)</p>	<p>Fuels: Natural or Propane Gas Cooling: DX-3 Ton/40 Ton Chill Water Heating: 128,000-1,280,000 Btu/Hr Output SCFM: 2,500-32,520 Locations: Indoor or Outdoor Bulletins: IHCH-1 Approvals: ETL Label Available</p>
	<p>Gas Duct Furnaces</p> <p>HRDV, IHRDV, ISHRDV Series Indoor – Outdoor Models</p> <ul style="list-style-type: none"> • Space Heating • Make-Up Air • Heating/Ventilating • Separated Combustion • Indoor Models 	<p>Fuels: Natural or Propane Gas Btu/Hr: 128,000-640,000 Output SCFM: 1,185-59,630 Firing: Indirect Mounting: Floor, Suspended, Rooftop Locations: Indoor or Outdoor Bulletins: IHRDV-1 Approvals: ETL Label Available</p>

	EQUIPMENT	PRODUCT DESCRIPTION
	<p>Direct Evaporative Cooling</p> <p>EC Series</p> <ul style="list-style-type: none"> • Space Cooling • Peak Cooling Power Saving • Ventilation • Completely Matched Assembly with Transitions • Augment DX Cooling 	<p>SCFM: 1,500-75,000 BTUH: Dependent Upon Wet and Dry Cooling: Bulb Temperatures Location: Outdoor Mounting: Ground Pad or Rooftop Bulletin: EC-1 Approvals: ETL Label Available</p>

COMPLETE FIELD SERVICE REPLACEMENT PARTS

For direct factory replacement parts contact Hastings Service
At 402-463-7211, 800-228-4243 or 800-228-4270

Hastings has manufactured commercial and industrial HVAC equipment since 1938 and has attained a world-wide reputation for quality excellence under the Hastings and Dravo-Hastings names.

In order to maintain our policy of continuous product improvement, we reserve the right to change prices, specifications, ratings or dimensions without notice or obligation.

**WORLD CLASS QUALITY • RELIABILITY
SERVICE • APPLICATION EXPERIENCE**

