



# HASTINGS

## HVAC

### GENERAL PRODUCT GUIDE



#### PRODUCT LINE SELECTION TABLE

EQUIPMENT	APPLICATION						INSTALLATION			FIRING		HEATING FUEL							
	SPACE HEATING	MAKE-UP AIR HEATING	HEATING/VENTILATING	DOOR HEATING	VENTILATING	COOLING	FLOOR MOUNTED	INDOOR SUSPENDED	ROOFTOP	OVER DOORS	INDIRECT	DIRECT	NATURAL GAS	PROPANE	#2 OIL	GAS/OIL	ELECTRIC	STEAM	HOT WATER
AEROFLO HEATERS	•		•		•	•	•						•	•	•	•	•	•	•
COUNTERFLO HEATERS	•	•	•	•	•	•	•	•	•	•			•	•	•				
AIR HANDLING UNITS					•	•	•	•	•										
DIRECT GAS HEATING SYSTEMS	•	•	•	•	•		•	•	•	•	•		•	•					
ELECTRIC HEATING SYSTEMS	•	•	•	•			•	•	•	•							•		
STEAM & WATER HEATING SYSTEMS	•	•	•	•			•	•	•	•								•	•
INDIRECT GAS HEATING SYSTEMS	•	•	•	•	•		•	•	•	•			•	•					
COOLING/HEATING SYSTEMS	•	•	•			•	•	•	•		•	•	•	•	•	•	•	•	•
GAS DUCT FURNACES	•	•	•			•	•	•	•		•		•	•					
DIRECT EVAPORATIVE COOLING						•	•	•	•										
AIR DOORS				•						•	•	•	•	•				•	•

	EQUIPMENT	PRODUCT DESCRIPTION
	<p><b>Aeroflo Heaters</b></p> <p><b>AFX Series</b> <b>AFC Series</b></p> <p>High Air Flow, Low Temp. Rise Unit for Large Open Areas</p> <ul style="list-style-type: none"> <li>• Space Heating</li> <li>• Heating/Ventilating</li> <li>• Moisture Control</li> </ul>	<p><b>Fuels:</b> Natural, Propane Gas; #2 Oil, Combination Gas/Oil, Steam, Electric, Hot Water</p> <p><b>Btu/Hr:</b> 850,000-6,000,000 Output</p> <p><b>SCFM:</b> 25,000-150,000</p> <p><b>Firing:</b> Indirect</p> <p><b>Mounting:</b> Floor</p> <p><b>Location:</b> Indoor</p> <p><b>Bulletin:</b> AFX-1</p> <p><b>Cooling:</b> DX, CW Can Be Added</p> <p><b>Approvals:</b> C.S.A Available</p>
	<p><b>Counterflo Heaters</b></p> <p><b>CF, RCF, CFDF Series</b></p> <p>Low Airflow, High Temp. Rise Unit for Area Heating</p> <ul style="list-style-type: none"> <li>• Space Heating</li> <li>• Heating/Ventilating</li> <li>• Make-Up Air</li> <li>• Door Heating</li> </ul>	<p><b>Fuels:</b> Natural, Manufactured Gas or Propane Gas; #2 Oil, Combination Gas/Oil</p> <p><b>Btu/Hr:</b> 400,000-4,500,000 Output</p> <p><b>SCFM:</b> 4,500-70,000</p> <p><b>Firing:</b> Indirect</p> <p><b>Mounting:</b> Floor or Suspended</p> <p><b>Locations:</b> Indoor or Outdoor</p> <p><b>Bulletin:</b> CF-1</p> <p><b>Cooling:</b> DX, CW, EVAP can be added</p> <p><b>Approvals:</b> C.S.A Available</p>

	<b>EQUIPMENT</b>	<b>PRODUCT DESCRIPTION</b>
	<p><b>Air Handling Units</b></p> <p><b>SB Series</b></p> <ul style="list-style-type: none"> <li>• General Ventilation</li> <li>• Heating</li> <li>• Cooling</li> </ul>	<p>SCFM: 1,000-120,000</p> <p>Mounting: Floor or Suspended/ Vertical - Horizontal</p> <p>Locations: Indoor or Rooftop</p> <p>Bulletin: SB-1</p> <p>Cooling: DX, CW, EVAP can be added</p> <p>Approvals: C.S.A. Available</p>
	<p><b>Direct Gas Heating Systems</b></p> <p><b>SBD Model – 100% Fresh Air Application</b></p> <p><b>SBDR Model – Up to 80% Return Air Capacity</b></p> <p><b>SBDF Model – Duct Furnace</b></p> <ul style="list-style-type: none"> <li>• Make-Up Air</li> <li>• Heating/Ventilating</li> <li>• Cooling</li> <li>• Door Heating</li> <li>• Heavy Industrial</li> </ul>	<p>Fuels: Natural or LP Gas</p> <p>Btu/Hr.: 94,000-16,904,000 Input</p> <p>SCFM: 2,000-120,000</p> <p>Firing: Direct</p> <p>Mounting: Vertical/ Horizontal</p> <p>Locations: Indoor or Outdoor</p> <p>Bulletin: SBDR/SBD-1</p> <p>Cooling: DX, CW, EVAP can be added</p> <p>Approvals: ETL Available (100% Outside Air Only)</p>
	<p><b>Direct Gas Heating Systems</b></p> <p><b>EBD Series Directflow – 100% Fresh Air Application</b></p> <ul style="list-style-type: none"> <li>• Make-Up Air</li> <li>• Heating/Ventilating</li> <li>• Door Heating</li> </ul>	<p>Fuels: Natural or LP Gas</p> <p>Btu/Hr: 117,000-5,635,000 Input</p> <p>SCFM: 3,200-40,000</p> <p>Firing: Direct</p> <p>Mounting: Floor or Suspended, Horizontal</p> <p>Locations: Indoor or Outdoor</p> <p>Bulletins: EBD-1</p> <p>Approvals: N/A</p>
	<p><b>Direct Gas Heating Systems</b></p> <p><b>LU Series Directflow – 100% Fresh Air Application</b></p> <ul style="list-style-type: none"> <li>• Make-Up Air</li> <li>• Heating/Ventilating</li> <li>• Door Heating</li> </ul>	<p>Fuels: Natural or LP Gas</p> <p>Btu/Hr: 117,000-2,113,000 Input</p> <p>SCFM: 2,000-20,000</p> <p>Firing: Direct</p> <p>Mounting: Floor or Suspended/ Vertical/Horizontal</p> <p>Locations: Indoor or Outdoor</p> <p>Bulletins: LU-1</p> <p>Approvals: ETL</p>
	<p><b>Electric Heating Systems</b></p> <p><b>SBE Series Electroflo</b></p> <ul style="list-style-type: none"> <li>• Space Heating</li> <li>• Make-Up Air</li> <li>• Heating/Ventilating</li> <li>• Cooling</li> <li>• Door Heating</li> </ul>	<p>Fuel: Electric</p> <p>Btu/Hr: 17KW to 1483 KW</p> <p>SCFM: 2,000-75,000</p> <p>Firing: Electric</p> <p>Mounting: Floor, Suspended, Vertical/ Horizontal</p> <p>Locations: Indoor or Outdoor</p> <p>Bulletin: SBE-1</p> <p>Cooling: DX, CW can be added</p>

	<b>EQUIPMENT</b>	<b>PRODUCT DESCRIPTION</b>
	<p><b>Steam &amp; Water Heating Systems</b></p> <p><b>SBS Series – Steam Heating</b>  <b>SBW Series – Hot Water Heating</b></p> <ul style="list-style-type: none"> <li>• Space Heating</li> <li>• Make-Up Air</li> <li>• Heating/Ventilating</li> <li>• Cooling</li> <li>• Door Heating</li> </ul>	<p>Fuels: Steam or Hot Water  BTU/Hr: 78,000-7,428,500  SCFM: 1,000-92,000  Mounting: Floor, Suspended, Vertical/Horizontal  Locations: Indoor or Outdoor  Bulletin: SBSW-1  Cooling: DX, CW, EVAP can be added</p>
	<p><b>Indirect Gas Heating Systems</b></p> <p><b>HR Series – Rooftop (80% Eff.)</b>  <b>IHR Series – Indoor Units (80% Eff.)</b></p> <ul style="list-style-type: none"> <li>• Space Heating</li> <li>• Make-Up Air</li> <li>• Heating/Ventilating</li> <li>• C.S.A. Labeled Packages</li> <li>• Separated Combustion (ISHR Series)</li> </ul>	<p>Fuels: Natural or Propane Gas  Btu/Hr: 80,000-1,280,000 Output  SCFM: 775-29,630  Firing: Indirect  Mounting: Floor or Suspended or Rooftop  Locations: Indoor or Outdoor  Bulletins: IRHS-1  Approvals: C.S.A. Available</p>
	<p><b>Cooling/Heating Systems</b></p> <p><b>IHYR Series – Year-Round Heating/Cooling/Make-Up Air (80% Eff.) (Separated Combustion – Indoor Models)</b>  <b>IHCH Series - Space Heating and Cooling (80% Eff.) (Separated Combustion Indoor Models)</b>  <b>CU Series – Air Cooled Condensing Units</b>  <b>EC Series – Direct Evaporative Cooling Sections</b></p>	<p>Fuels: Natural or Propane Gas  Cooling: DX-3 Ton/40 Ton Chill Water  Heating: 80,000-1,280,000 Btu/Hr Output  SCFM: 1,000-32,520  Locations: Indoor or Outdoor  Bulletins: IHCH-1, CU-1  Approvals: C.S.A. Available</p>
	<p><b>Gas Duct Furnaces</b></p> <p><b>IHRDV, IHRDV, ISHRDV Series Indoor – Outdoor Models</b></p> <ul style="list-style-type: none"> <li>• Space Heating</li> <li>• Make-Up Air</li> <li>• Heating/Ventilating</li> <li>• Separated Combustion</li> <li>• Indoor Models</li> </ul>	<p>Fuels: Natural or Propane Gas  Btu/Hr: 80,000-640,000 Output  SCFM: 780-59,630  Firing: Indirect  Mounting: Floor, Suspended, Rooftop  Locations: Indoor or Outdoor  Bulletins: IHRDV-1  Approvals: C.S.A</p>

	EQUIPMENT	PRODUCT DESCRIPTION
	<p><b>Direct Evaporative Cooling</b></p> <p><b>EC Series</b></p> <ul style="list-style-type: none"> <li>• Space Cooling</li> <li>• Peak Cooling Power Saving</li> <li>• Ventilation</li> <li>• Completely Matched Assembly with Transitions</li> <li>• Augment DX Cooling</li> </ul>	<p>SCFM: 1,500-75,000  BTUH: Dependent Upon Wet and Dry  Cooling: Bulb Temperatures  Location: Outdoor  Mounting: Ground Pad or Rooftop  Bulletin: EC-1</p>
	<p><b>Air Doors</b></p> <ul style="list-style-type: none"> <li>• Door Heating</li> <li>• Climate Control</li> <li>• Insect Control</li> <li>• Energy Control</li> </ul>	<p>Fuel: Electric  Btu/Hr.: 20,500 (6 KW)  54,600 (16 KW)  SCFM: 1,700-14,400  Mounting: Over Doors  Locations: Indoor or Outdoor  Bulletin: AD-1  Approval: UL</p>

## COMPLETE FIELD SERVICE REPLACEMENT PARTS

For direct factory replacement parts contact Hastings Service  
At 402-463-7211, 800-228-4243 or 800-228-4270

Hastings has manufactured commercial and industrial HVAC equipment since 1938 and has attained a world-wide reputation for quality excellence under the Hastings and Dravo-Hastings names.

In order to maintain our policy of continuous product improvement, we reserve the right to change prices, specifications, ratings or dimensions without notice or obligation.

**WORLD CLASS QUALITY • RELIABILITY  
SERVICE • APPLICATION EXPERIENCE**

