



HASTINGS HVAC

GENERAL PRODUCT GUIDE


PRODUCT LINE SELECTION TABLE

EQUIPMENT	APPLICATION						INSTALLATION				FIRING		HEATING FUEL						
	SPACE HEATING	MAKE-UP AIR HEATING	HEATING/VENTILATING	DOOR HEATING	VENTILATING	COOLING	FLOOR MOUNTED	INDOOR SUSPENDED	ROOFTOP	OVER DOORS	INDIRECT	DIRECT	NATURAL GAS	PROPANE	#2 OIL	GAS/OIL	ELECTRIC	STEAM	HOT WATER
AEROFLO HEATERS	*		*		*	*	*			*		*	*	*	*	*	*	*	*
AEROFLO HEATERS - SUSPENDED	*				*			*		*		*	*	*	*	*	*	*	*
COUNTERFLO HEATERS	*	*	*	*	*	*	*	*	*	*		*	*	*	*	*	*	*	*
AIR HANDLING UNITS					*	*	*	*	*										
DIRECT GAS HEATING SYSTEMS	*	*	*	*	*	*	*	*	*		*	*	*	*	*	*	*	*	*
ELECTRIC HEATING SYSTEMS	*	*	*	*	*	*	*	*	*								*	*	*
STEAM & WATER HEATING SYSTEMS	*	*	*	*	*	*	*	*	*	*		*	*	*	*	*	*	*	*
INDIRECT GAS HEATING SYSTEMS	*	*	*	*	*	*	*	*	*	*		*	*	*	*	*	*	*	*
COOLING/HEATING SYSTEMS	*	*	*	*	*	*	*	*	*	*	*	*	*	*	*	*	*	*	*
GAS DUCT FURNACES	*	*	*	*	*	*	*	*	*	*		*	*	*	*	*	*	*	*
DIRECT EVAPORATIVE COOLING					*	*	*	*	*										
AIR DOORS				*					*	*	*	*	*	*	*	*	*	*	*

EQUIPMENT	PRODUCT DESCRIPTION
 <p>Aeroflo Heaters AFX Series AFC Series</p> <p>High Air Flow, Low Temp. Rise Unit for Large Open Areas</p> <ul style="list-style-type: none"> Space Heating Heating/Ventilating Moisture Control 	<p>Fuels: Natural, Manufactured or Propane Gas; #2 Oil, Combination Gas/Oil, Steam, Electric, Hot Water</p> <p>Btu/Hr: 850,000-6,000,000 Output</p> <p>SCFM: 25,000-150,000</p> <p>Firing: Indirect</p> <p>Mounting: Floor</p> <p>Location: Indoor</p> <p>Bulletin: AFX-1</p> <p>Cooling: DX, CW Can Be Added</p> <p>Approvals: A.G.A./C.G.A Available</p>
 <p>Aeroflo Heaters AFX Series</p> <p>Suspended Models</p> <p>High Airflow, Low Temp. Rise Unit For Area Heating</p> <ul style="list-style-type: none"> Space Heating Moisture Control 	<p>Fuels: Natural or Propane Gas</p> <p>Btu/Hr: 167,700-304,000 Output</p> <p>SCFM: 3,850-10,800</p> <p>Firing: Indirect</p> <p>Mounting: Suspended</p> <p>Location: Indoor</p> <p>Bulletin: AFX-1A</p> <p>Approvals: A.G.A./C.G.A</p>

	EQUIPMENT	PRODUCT DESCRIPTION
	<p>Counterflo Heaters CF, RCF, CFDF Series Low Airflow, High Temp. Rise Unit for Area Heating</p> <ul style="list-style-type: none"> • Space Heating • Heating/Ventilating • Make-Up Air • Door Heating 	<p>Fuels: Natural, Manufactured or Propane Gas; #2 Oil, Combination Gas/Oil, Btu/Hr: Special steam/hot water or electric SCFM: models available. Firing: 400,000-4,500,000 Output Mounting: 4,500-70,000 Locations: Indirect Bulletin: Floor or Suspended Cooling: Indoor or Outdoor Approvals: CF-1 DX, CW can be added A.G.A./C.G.A Available</p>
	<p>Air Handling Units SB Series</p> <ul style="list-style-type: none"> • General Ventilation • Heating • Cooling 	<p>SCFM: 1,000-120,000 Mounting: Floor or Suspended/ Vertical - Horizontal Locations: Indoor or Rooftop Bulletin: SB-1 Cooling: DX, CW can be added Approvals: ETL Available</p>
	<p>Direct Gas Heating Systems SBD Model – 100% Fresh Air Application SBDR Model – Up to 80% Return Air Capacity SBDF Model – Duct Furnace</p> <ul style="list-style-type: none"> • Make-Up Air • Heating/Ventilating/Cool-ing • Door Heating 	<p>Fuels: Natural or LP Gas Btu/Hr.: 87,000-10,000,000 Output SCFM: 2,000-120,000 Firing: Direct Mounting: Floor or Suspended, Vertical/ Locations: Horizontal Bulletin: Indoor or Outdoor Configurations: SBD-1, SBDR-1 Cooling: 80/20, VAV Approvals: DX, CW can be added ETL</p>
	<p>Direct Gas Heating Systems LU Series Directflow</p> <ul style="list-style-type: none"> • Make-Up Air • Heating/Ventilating • Door Heating 	<p>Fuels: Natural or LP Gas Btu/Hr: 117,000-2,113,000 Output SCFM: 2,000-20,000 Firing: Direct Mounting: Floor or Suspended/ Vertical/Horizontal Locations: Indoor or Outdoor Bulletins: LU-1 Approvals: ETL</p>
	<p>Electric Heating Systems SBE Series Electroflo</p> <ul style="list-style-type: none"> • Space Heating • Make-Up Air • Heating/Ventilating/Cool-ing • Door Heating 	<p>Fuel: Electric Btu/Hr: 58,000 (17KW) 5,059,996 (1483 KW) SCFM: 2,000-75,000 Firing: Electric Mounting: Floor, Suspended, Vertical/ Horizontal Locations: Indoor or Outdoor Bulletin: SBE-1 Cooling: DX, CW can be added</p>

	EQUIPMENT	PRODUCT DESCRIPTION
	<p>Steam & Water Heating Systems</p> <p>SBS Series – Steam Heating SBW Series – Hot Water Heating</p> <ul style="list-style-type: none"> • Space Heating • Make-Up Air • Heating/Ventilating/Cooling • Door Heating 	<p>Fuels: Steam or Hot Water BTU/Hr: 70,000-9,825,000 SCFM: 1,000-92,000 Mounting: Floor, Suspended, Vertical/Horizontal Locations: Indoor or Outdoor Bulletin: SBSW-1 Cooling: DX, CW can be added</p>
	<p>Indirect Gas Heating Systems</p> <p>R Series – Rooftop Units (76% Eff.) HR Series – Rooftop (80% Eff.) IHR Series – Indoor Units (80% Eff.)</p> <ul style="list-style-type: none"> • Space Heating • Make-Up Air • Heating/Ventilating • A.G.A. Labeled Packages • Separated Combustion (IHR Series) 	<p>Fuels: Natural or Propane Gas Btu/Hr: 75,000-1,280,000 Output SCFM: 775-27,800 Firing: Indirect Mounting: Floor or Suspended Locations: Indoor or Outdoor Bulletins: RHS-1, IHS-1, IRHS-1</p>
	<p>Cooling/Heating Systems</p> <p>IHYR Series – Year-Round Heating/Cooling/Make-Up Air (80% Eff.) (Separated Combustion – Indoor Models) IHCH Series - Space Heating and Cooling (80% Eff.) (Separated Combustion Indoor Models) CU Series – Air Cooled Condensing Units EC Series – Direct Evaporative Cooling Sections</p>	<p>Fuels: DX or Chilled Water Cooling, Natural or Propane Gas, Oil, Electric, Steam or Hot Water Heating Cooling: 3-50 Tons 3-80 H.P. Compressors Heating: 76,000-1,280,000 Btu/Hr Output SCFM: 1,000-32,520 Locations: Indoor or Outdoor Bulletins: CH-1, CU-1 Approvals: A.G.A./C.G.A.</p>
	<p>Gas Duct Furnaces</p> <p>DU, SD, IHRDV Series – Indoor Models RD, HRDV Series – Rooftop Models</p> <ul style="list-style-type: none"> • Space Heating • Make-Up Air • Heating/Ventilating • Separated Combustion • Indoor Models 	<p>Fuels: Natural or Propane Gas Btu/Hr: 37,500-640,000 Output SCFM: 370-59,630 Firing: Indirect Mounting: Floor or Suspended Locations: Indoor or Outdoor Bulletins: SD-1, RD-1, HRD-1, IHRDV-1 Approvals: A.G.A./C.G.A.</p>
	<p>Air Doors</p> <ul style="list-style-type: none"> • Door Heating • Climate Control • Insect Control • Energy Control 	<p>Fuel: Electric Btu/Hr.: 20,500 (6 KW) 54,600 (16 KW) SCFM: 1,700-14,400 Mounting: Over Doors Locations: Indoor or Outdoor Bulletin: AD-1</p>



Direct Evaporative Cooling

EC Series

- Space Cooling
- Peak Cooling Power Shaving
- Ventilation
- Completely Matched Assembly with Transitions
- Augment DX Cooling

SCFM: 1,500-100,000
BTUH: Dependent Upon
Cooling: Wet and Dry Bulb
Temperatures

Location: Outdoor
Mounting: Ground Pad or Rooftop
Bulletin: EC-1

COMPLETE FIELD SERVICE REPLACEMENT PARTS

For direct factory replacement parts contact Hastings Service
At 402-463-7211, 800-228-4243 or 800-228-4270

Hastings has manufactured commercial and industrial HVAC equipment since 1938 and has attained a world-wide reputation for quality excellence under the Hastings and Dravo-Hastings names.

In order to maintain our policy of continuous product improvement, we reserve the right to change prices, specifications, ratings or dimensions without notice or obligation.

**WORLD CLASS QUALITY • RELIABILITY
SERVICE • APPLICATION EXPERIENCE**

